











































































































## 11 100m Freestyle Women Final

Official

Rank	Competitor	Age	Club	RT	PTS	Result
1	 Tandia Fisher	15		0.69		<b>58.15</b> Entry: 59.61 <span>-1.46</span>
	50m: 28.28 100m: 58.15 (29.87)					
2	 Octavia Mahone	15		0.67		<b>58.32</b> Entry: 59.10 <span>-0.78</span>
	50m: 27.77 100m: 58.32 (30.55)					
3	 Alex McIntosh	16		0.67		<b>58.44</b> Entry: 59.67 <span>-1.23</span>
	50m: 28.40 100m: 58.44 (30.04)					
4	 Kiri Yamagami	16		0.69		<b>58.56</b> Entry: 59.54 <span>-0.98</span>
	50m: 27.92 100m: 58.56 (30.64)					
5	 Grace Khelan (A)	14		0.63		<b>58.62</b> Entry: 59.57 <span>-0.95</span>
	50m: 27.92 100m: 58.62 (30.70)					
6	 Marli Coverdale	14		0.64		<b>58.94</b> Entry: 1:00.24 <span>-1.30</span>
	50m: 28.45 100m: 58.94 (30.49)					
7	 Indie Herbert	13		0.67		<b>59.03</b> Entry: 1:01.68 <span>-2.65</span>
	50m: 28.36 100m: 59.03 (30.67)					
8	 Sophia McClintock	14		0.65		<b>59.36</b> Entry: 1:00.75 <span>-1.39</span>
	50m: 28.81 100m: 59.36 (30.55)					
9	 Sadie Percy	15		0.81		<b>59.58</b> Entry: 1:00.77 <span>-1.19</span>
	50m: 28.99 100m: 59.58 (30.59)					
10	 Mackenzie Tobi	15		0.70		<b>1:00.26</b> Entry: 1:01.70 <span>-1.44</span>
	50m: 28.96 100m: 1:00.26 (31.30)					
11	 Georgia Duske	14		0.51		<b>1:00.33</b> Entry: 1:01.50 <span>-1.17</span>
	50m: 28.31 100m: 1:00.33 (32.02)					
12	 Sophie Peters	15	 Hamilton Aqua...	0.72		<b>1:00.46</b> Entry: 1:01.32 <span>-0.86</span>
	50m: 28.88 100m: 1:00.46 (31.58)					
13	 Amelia McEwar	13		0.64		<b>1:00.54</b> Entry: 1:01.38 <span>-0.84</span>
	50m: 29.01 100m: 1:00.54 (31.53)					

14	 Alyssa Bai	15	 	0.72	1:00.65 Entry: 1:00.99 -0.34
	50m: 29.22 100m: 1:00.65 (31.43)				
15	 Anae Delande (	13		0.68	1:00.68 Entry: 1:01.07 -0.39
	50m: 28.37 100m: 1:00.68 (32.31)				
16	 Lily Smith	16	  	0.75	1:00.74 Entry: 1:01.03 -0.29
	50m: 29.08 100m: 1:00.74 (31.66)				
17	 Sophia Kivileva	13	  	0.50	1:00.79 Entry: 1:02.59 -1.80
	50m: 29.22 100m: 1:00.79 (31.57)				
18	 Ruby Sisam	16	  	0.67	1:00.80 Entry: 1:00.67 +0.13
	50m: 28.45 100m: 1:00.80 (32.35)				
19	 Jorja Postill	13	  	0.75	1:00.81 Entry: 1:01.62 -0.81
	50m: 29.03 100m: 1:00.81 (31.78)				
20	 Camryn Guthrie	16	  	0.80	1:01.10 Entry: 1:02.49 -1.39
	50m: 29.43 100m: 1:01.10 (31.67)				
21	 Jessica Richard	16	  	0.76	1:01.39 Entry: 1:00.93 +0.46
	50m: 29.01 100m: 1:01.39 (32.38)				
22	 Harriet McHardy	13	  	0.71	1:01.41 Entry: 1:01.91 -0.50
	50m: 29.22 100m: 1:01.41 (32.19)				
23	 Annalise Miller	14	  	0.60	1:01.51 Entry: 1:02.72 -1.21
	50m: 29.75 100m: 1:01.51 (31.76)				
24	 Scarlett Botes	16	  	0.75	1:01.60 Entry: 1:02.06 -0.46
	50m: 29.03 100m: 1:01.60 (32.57)				
25	 Elieta Tukia	14	  	0.76	1:01.83 Entry: 1:02.75 -0.92
	50m: 30.13 100m: 1:01.83 (31.70)				
26	 Catherine Tegm	14	  	0.69	1:01.84 Entry: 1:02.52 -0.68
	50m: 29.46 100m: 1:01.84 (32.38)				
27	 Indy Leeds	15	  	0.62	1:01.90 Entry: 1:01.68 +0.22
	50m: 29.55 100m: 1:01.90 (32.35)				
28	 Tayla Cox	15	  	0.69	1:02.16 Entry: 1:02.45 -0.29
	50m: 30.20 100m: 1:02.16 (31.96)				
29	 Sarah Choi	13	  	0.56	1:02.17 Entry: 1:02.94 -0.77

50m: 30.26 100m: 1:02.17 (31.91)

30	 Phoebe Nettle	15		0.69	<b>1:02.30</b> Entry: 1:02.00 <b>+0.30</b>
	50m: 29.94 100m: 1:02.30 (32.36)				
31	 Lani Jarrett	16		0.70	<b>1:02.32</b> Entry: 1:02.88 <b>-0.56</b>
	50m: 29.65 100m: 1:02.32 (32.67)				
32	 Alexandria Curt	14		0.70	<b>1:02.59</b> Entry: 1:02.81 <b>-0.22</b>
	50m: 30.21 100m: 1:02.59 (32.38)				
33	 Ambre Sercan (	15		0.71	<b>1:02.62</b> Entry: 1:02.40 <b>+0.22</b>
	50m: 29.73 100m: 1:02.62 (32.89)				
34	 Charlotte Ren	14		0.68	<b>1:02.64</b> Entry: 1:03.10 <b>-0.46</b>
	50m: 30.06 100m: 1:02.64 (32.58)				
35	 Pippa Jory	16		0.72	<b>1:02.78</b> Entry: 1:02.74 <b>+0.04</b>
	50m: 30.07 100m: 1:02.78 (32.71)				
36	 Mila Kennedy	14		0.64	<b>1:03.07</b> Entry: 1:02.78 <b>+0.29</b>
	50m: 29.71 100m: 1:03.07 (33.36)				
37	 Ruby Martin	13		0.70	<b>1:03.27</b> Entry: 1:03.71 <b>-0.44</b>
	50m: 30.04 100m: 1:03.27 (33.23)				
38	 Macey Yeo	16		0.66	<b>1:03.41</b> Entry: 1:02.20 <b>+1.21</b>
	50m: 29.92 100m: 1:03.41 (33.49)				
39	 Lily Seber	13		0.79	<b>1:03.93</b> Entry: 1:04.09 <b>-0.16</b>
	50m: 30.58 100m: 1:03.93 (33.35)				
40	 Ella van Schaik	13		0.74	<b>1:03.98</b> Entry: 1:04.34 <b>-0.36</b>
	50m: 30.03 100m: 1:03.98 (33.95)				